

30° pen angle warm-up page

GUIDELINES for BLACKLETTER with a 6.0 mm nib

waistline

baseline

30° pen angle

X = x-height, where we write our letters

vertical lines help keep our letters straight and tall

Hold paper straight across in front of you

slide whole hand on paper - don't move fingers or wrist

Keep hand in comfortable position move paper - not hand

DIAMOND PRACTICE


small medium

small medium wide

Blackletter Calligraphy: Also called Old English, Gothic, Textura, Quadrata and others, this lettering style from the Middle Ages is less about legibility and all about texture and creating a woven effect. It is a formal, upright hand that virtually eliminates curves with only occasional hairlines to break up the dense lines. It is a beautiful, decorative lettering style excellent for developing an understanding of broad edge calligraphy.

"i" stroke is the foundation of many letters


guidelines tell us when to change direction *



Blackletter Calligraphy: Also called Old English, Gothic, Textura, Quadrata and others, this lettering style from the Middle Ages is less about legibility and all about texture and creating a woven effect. It is a formal, upright hand that virtually eliminates curves with only occasional hairlines to break up the dense lines. It is a beautiful, decorative lettering style excellent for developing an understanding of broad edge calligraphy.

"i" stroke is the foundation of many letters

guidelines tell us when to change direction *



"O" stroke is the foundation of many letters

First stroke is the same
+ moves right to left

one nib above
one nib below
2nd stroke starts on the thin of the 1st stroke
L corner hits base change direction
STOP when R corner hits
draw with corner of nib

1 2
1 2
1 2
1 2
1 2

30°
change angle of pen 10°
pen angle 10°
back to 30°
1 2 3
1 2 3

"O" stroke is the foundation of many letters


First stroke is the same
+ moves right to left

one nib below
one nib above
2nd stroke starts on the thin of the 1st stroke
L corner hits base change direction
STOP when R corner hits
draw with corner of nib

1 2 1 2 1 2 1 2 1 2

30°
change angle of pen 10°
30°
back to 30°
2 pen angle 100°
stop at thin
1 2 3

S Blackletter



x the lazy dog ♦ zY

x xwW uT sTq pOw

x

x the quick brown

x fox jumps over

x